



# Inductor

## Low DCR - TCLP/TCVP Series Power Inductors / 低功率电感器

### ► Features

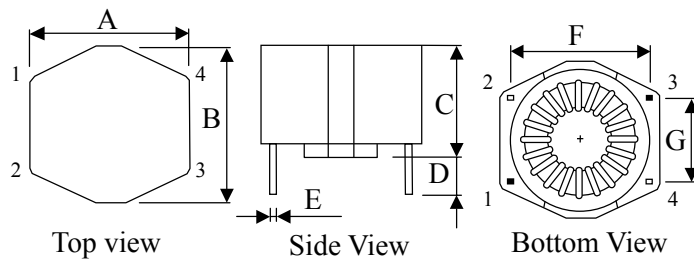
high saturation for surface mounting.  
Large Current and Low DCR.

### ► Applications

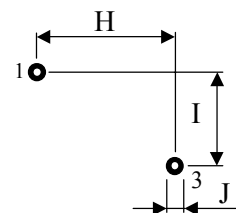
TV BOX  
Power supply applications  
Output Ripple Current Filter

### ► Low Power Inductor Configurations & Dimensions (unit: mm)

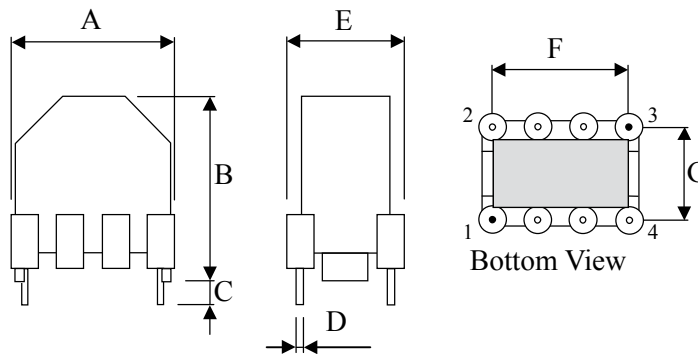
TCLP



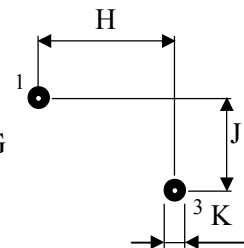
Land Pattern



TCVP



Land Pattern



Type	A(max)	B(max)	C	D	E	F	G	H	I	J
TCLP	18.03	18.03	13.0(max)	4.0 ± 1.0	0.64 ± 0.2	15.3 ± 0.5	10.2 ± 0.5	15.3	10.2	1.78
TCVP	19.00	21.00	4.0 ± 1.0	0.7 ± 0.3	14.0(max)	15.0 ± 0.5	10.0 ± 0.5	15.0	10.0	1.78

Note: Design as Customer's Requested Specifications.

### ► Electrical Characteristics for TCLP/VP Series Power Inductors

Part Number	Inductance(μH)	Test Freq.(KHz)	L@IDC(μH)(min)	DCR (Ω)(max)	IDC (A)(max)
TC*P - 60E - 151M	150	100	125	0.210	1.70
TC*P - 60E - 221M	220	100	180	0.250	1.50
TC*P - 60E - 331M	330	100	280	0.480	1.00
TC*P - 60E - 471M	470	100	400	0.660	0.90
TC*P - 60E - 681M	680	100	590	0.930	0.85
TC*P - 60E - 821M	820	100	700	1.300	0.75
TC*P - 60E - 102M	1000	100	930	1.600	0.50



# Inductor

## ► How to Order

**1**  -  -   **4**

**1** Power Inductor: TCLP, TCVP

**2** Core Material

**3** Inductance

Code	Inductance
151	(150 $\mu$ H)
471	(470.00 $\mu$ H)
102	(1000.00 $\mu$ H)

**4** Tolerance

Code	Tolerance
M	20%
N	30%