



Inductor

Choke Coils Inductor Through Hole Common Mode - TCB7T Series / 共模线圈

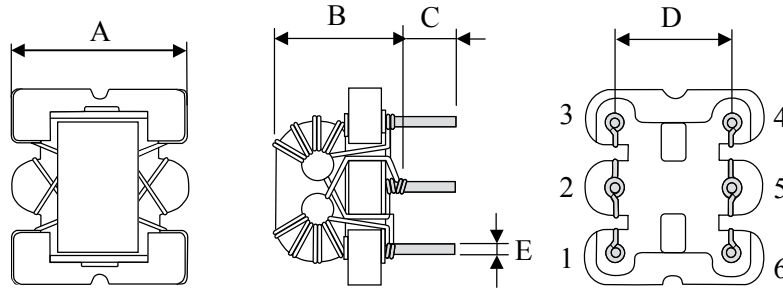
► Features

Pair wire coil for high stability.

► Applications

Double balance mixers, broad-band transformers, impedance transformers, etc..

► TCB7T Choke Coil Inductor Configurations & Dimensions (unit: mm)



Type	A(max)	B(max)	C ± 1.0	D ± 0.5	E ± 0.05
TCB7T	7.2	7.1	2.6	4.5	0.5

Note: Design as Customer's Requested Specifications

► Electrical Characteristics for TCB7T Choke Coil Inductor

Part Number	Winding Turns	Operating Freq. Ranges (MHz)	Insertion Loss (dB)	Figure
Double balanced mixer				
TCB7T - 456DB1013	1	50 ~ 400	10dB(max)	1
TCB7T - 456DB1014	2	10 ~ 1.0 GHz	6dB(max)	1
TCB7T - 456DB1005	3	8 ~ 800	3.5dB(max)	1
TCB7T - 456DB1006	4	6 ~ 600	2.5dB(max)	1
TCB7T - 456DB1007	5	5 ~ 500	2dB(max)	1
TCB7T - 456DB1009	2	400 ~ 1.3 GHz	4dB(max)	1
Distributor				
TCB7T - 456DS1012	-	20 ~ 600	In to Out-1,2 4.5dB(max) Out-1 to Out-2 (Isolation)10dB(min)	2
Directional coupler				
TCB7T - 456PS1015	4	6 ~ 600	In to Out-1 1.3dB(max) In to Out-2 11dB-14dB	3
TCB7T - 456PS1016	5	6 ~ 600	In to Out-1 0.9dB(max) In to Out-2 13dB-16dB	3
TCB7T - 456PS1011	6	6 ~ 600	In to Out-1 0.8dB(max) In to Out-2 15dB-17dB	3



Inductor

► Pin connections Diagram - Choke Coil Inductor

Double Balanced Mixer

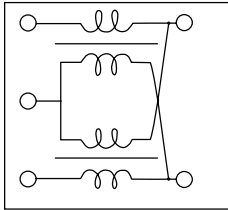


Fig. 1

Distributor

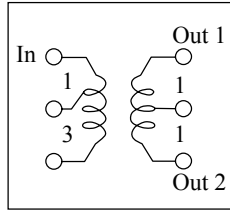


Fig. 2

Directional coupler

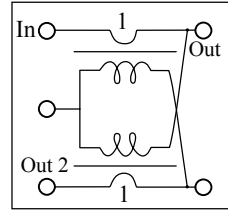


Fig. 3

► How to Order

TCB7T - 456DB1013

❶

❷

❶ Choke Coils Common Mode : TCB7T

❷ Type

Code	Type
456DB	Double balance mixer
456DS	Distributor
456PS	Directional coupler